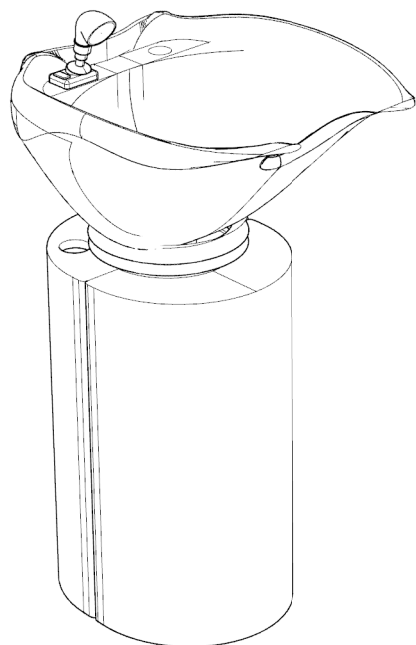




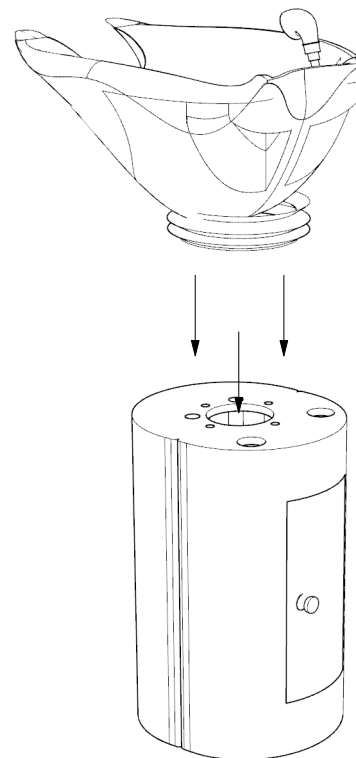
## Assembly Instructions

**Montego Pedestal  
Backwash**

**Model #5846**



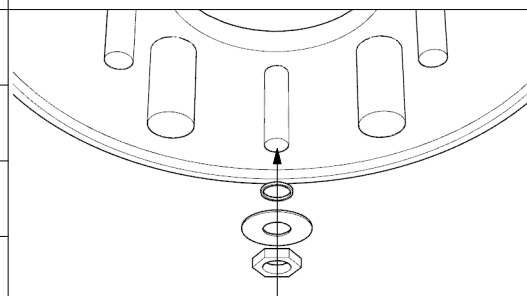
1) Insert the sink into the holes on top of the chair and base as shown below;



### Parts List\*

Part	Qty.	Description	Sketch
<b>A</b>	<b>4</b>	<b>Lock Washers</b>	
<b>B</b>	<b>4</b>	<b>Washers</b>	
<b>C</b>	<b>4</b>	<b>Nut</b>	

\*Check all boxes for bags and boxes of parts before beginning assembly.



2) Slide 1 Lock Washer (A) onto the bolt, followed by 1 Washer (B), and then a Nut (C).

3) Tighten the bolt.

4) Repeat for the 3 remaining bolts.

**4 x**



**4 x**



**4 x**

